

Funtime in the Early Years Nursery



**A guide to help you and your child explore areas of
the Foundation Stage curriculum**

Monks Orchard Primary School

'Play is the young child's work'

(Nursery teacher in Action, Edgington 1998, p.38)

Please remember this, that your child will only learn and develop skills if he/she has an enjoyable time playing with you.

Home Reading

Sharing a book with your child is a very valuable experience. It provides an opportunity for children to:-

1. See how a book works.
2. See where the story begins.
3. Enjoy discussing the pictures and the storyline - what is happening and what will happen next?
4. Become aware of print.



Sharing a quiet time with your child each day is worthwhile and enjoyable.

To promote this we have a lending library in the Nursery.

Your child will be given their own book bag soon after they start Nursery. Your child can choose a book daily from the library trolley to take home and share with you. Another book cannot be given until the previous book has been returned.

If a book does get lost - they do usually turn up - we ask for a contribution of £1 towards replacing it. Of course, this is refundable when the book is found.



Shirley Library

LIBRARY OPENING TIMES

Monday, Tuesday, Friday - 9am-1pm and 2-6pm

Wednesday - Closed all day.

Thursday - 9.30am-1pm and 2-7pm

Saturday - 9am- 5pm

Shirley Library run the following free drop-in events for young children during school term times:

- Bookstart Rhymetime: Fridays 10-10:30am (babies and toddlers)
- Wiggle and Jiggle: Fridays 11-11:30am (18 months onwards)
- Storytime: Thursdays 2:15-2:45pm (two and a half onwards)
- Saturday Rock & Rhyme: Saturdays 10-10:30am (babies and toddlers)
- Monthly Story and Craft Workshops for 5 to10 year olds, 2:30-3:30pm. Please contact the library for details of dates and topics.

Further library events can be found in their **events calendar**.

Follow the link:-

<http://www.croydon.gov.uk/leisure/libraries/croydonlibs/shirleylib>


Early Mathematics

A guide to helping you and your child explore numerals and counting and gain an awareness of shape, through PLAY.

NUMERALS

Which number is on your house?

Which number is on next door's house?



What numbers are on the registration plate?

Road signs? Look at the prices in the shops?



Can you find some numbers on the labels in your clothes?

Which numbers can you see on the clock?



SHAPE

How many corners/points has that (triangular) road sign got?



What shape is that building? What shapes are the windows in that house?

Look at the shapes of bricks, letterboxes, cars/buses etc.




Shapes of sponges, flannels.



Shapes of plates, place-mats, and lunchboxes.

Food shapes. That's a round circle biscuit - it hasn't any corners.

Round pizzas in square boxes. Round Dairy Lea box with triangular cheese segments. Apples, banana, biscuits - circles - rectangular.



COUNTING

How old are you? Let's count how many stairs we have?



How many candles are on your birthday cake?

How many red cars on the way to school?

Can you get 4 cups for tea?

Counting the fruit and vegetables for mummy in the supermarket.

How many windows are there on the front of that house?



How many clothes do we need to wear today?

Pairs - socks, gloves, Wellington boots, shoes.




How many chicken nuggets, fish fingers, sausages are on your plate?



Puzzles and Games

Rhymes

Each week, the children will be given a rhyme to sing at home.



When playing together

Please talk to your child about:

- The characters or situations depicted in the puzzle.
- What they are wearing.
- What the weather is like.
- What they are doing.
- The colours.
- Count the objects.
- Look at the numerals.
- Look at the letters and say their sounds.
- Whose name in the family begins with that sound or has those letters in it?



Please encourage turn taking and sharing.



Please remember

Your child will learn if you are both
Enjoying yourselves together.

Have fun!